

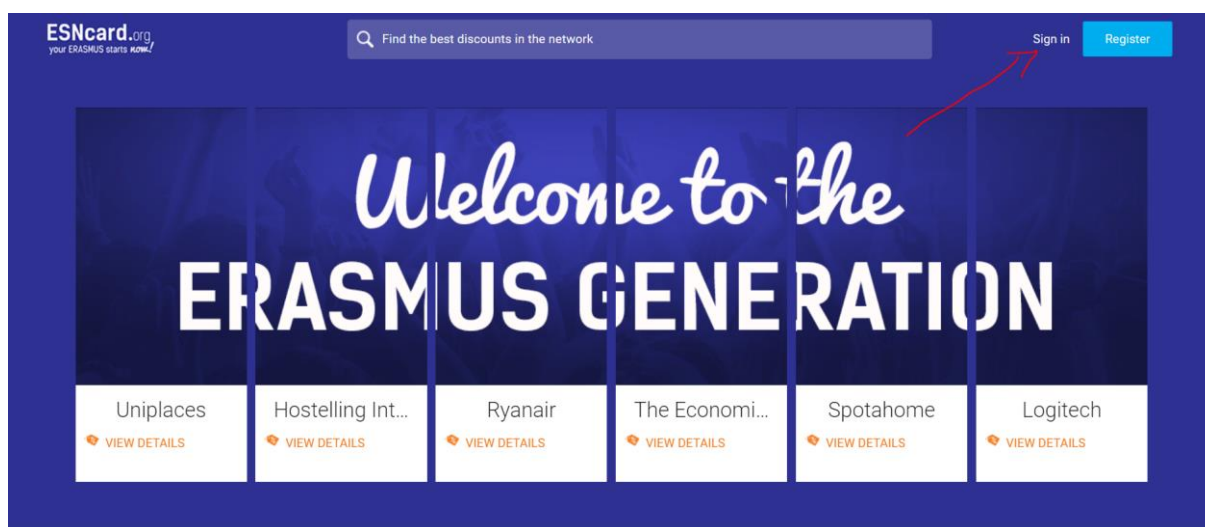
## How to have RYANAIR discount with ESN card ?

### Comment avoir les réductions RYANAIR avec la carte ESN ?

Step 1 / Etape 1 :

Go to ESNcard.org website and register an account.

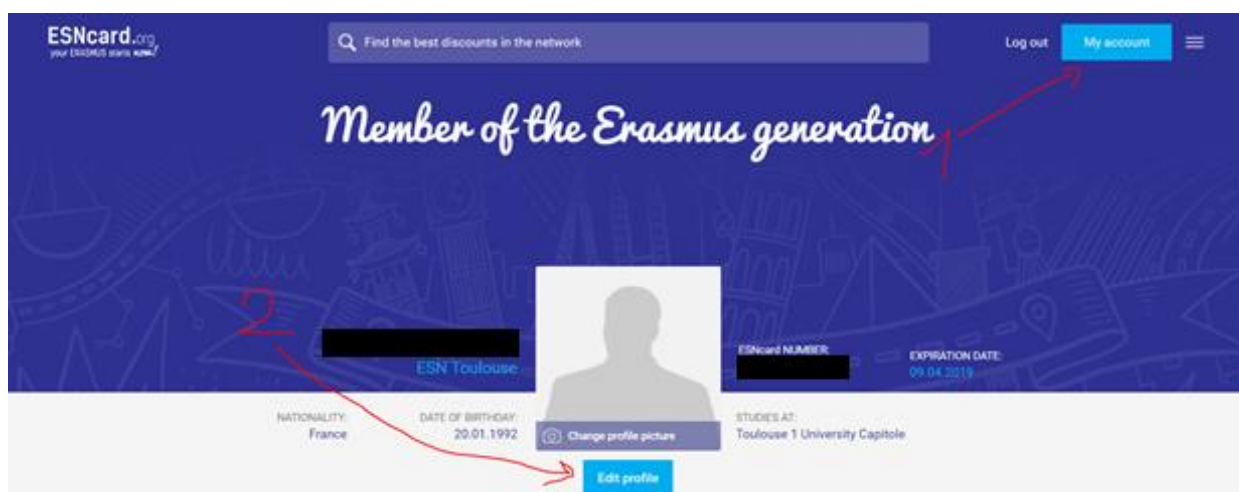
Allez sur le site ESNcard.org et créez un compte.



Step 2 / Etape 2 :

Click on « MY ACCOUNT » then on « Edit ».

Cliquez sur « MON COMPTE » puis sur « Editer ».




### Step 3 / Etape 3 :

Add your ESN card and activate it. Then you should see your ESN card number, the activation date, the expiration date and the statut « active ».

Fill the ESN Section field, it's mandatory to get the Ryanair validation.

Ajouter votre carte ESN et activez là. Vous devez ensuite avoir noté le numéro de votre carte et la date d'activation, d'expiration et le statut « activé ».


Remplissez le champs « Section ESN », c'est obligatoire pour avoir la validation de Ryanair ensuite.

ESNcard			
Card number	Active from	Expiration date	Status
	Dec 8, 2016	Dec 8, 2017	active

### Step 4 / Etape 4 :

Go to RYANAIR website and create an account.

Allez sur le site de RYANAIR et créez un compte.



### Step 5 / Etape 5 :

Go to your account setting.

Allez dans les paramètres de votre compte.



## Step 6 / Etape 6 :

Go to the Erasmus tab and fill the form.

Pay attention to have EXACTLY (accent, special letters, etc..) the same information on BOTH website. Then you have to wait the RYANAIR checking (That may take few days).

We advice you to not use particular letter or accent to avoid any issue.

Allez dans l'onglet Erasmus puis remplissez les champs demandés.

Faites attention de mettre EXACTEMENT les mêmes informations (accents, lettre/caractère spécial, etc...) sur les 2 sites.

Nous vous conseillons de ne pas utiliser de lettre ou accent spécial pour éviter les problèmes.

Vous devez ensuite attendre la vérification du site de RYANAIR (cela peut prendre quelques jours).

The screenshot shows the Ryanair website's Erasmus Student Network page. The top navigation bar includes the Ryanair logo, a 'Plan' dropdown, 'My bookings', 'Check-in', 'Holidays', 'Car hire', a user profile icon, 'Help', and a language selector (Irish flag). The left sidebar contains menu items: Dashboard, Passengers, Payments, Preferences, Rewards, and Erasmus (highlighted). The main content area is titled 'Erasmus Student Network' and features a sub-header with a brief description of the program. Below this, a 'Key points of the offer:' section lists five benefits with checkmarks. To the right, an 'Add membership' form is displayed, with a note that information will be validated by ESN. The form includes fields for First name, Last name, Date of birth, ESNcard Number, and Home University, each with a search icon. A 'Remove' button is located at the bottom right of the form. At the bottom of the page, the ESN logo and full name are displayed.

**RYANAIR** Plan ▾ My bookings Check-in Holidays Car hire ▾ Help ▾

**Erasmus Student Network**

Ryanair is the exclusive partner of the Erasmus Student Network, a European Union student exchange programme. Verified ESNcard holders are eligible for discounts on flights and luggage deals. Discover Europe with Ryanair and ESN now!

**Key points of the offer:**

- ✓ 15% off Standard fare
- ✓ 1 free 20kg bag
- ✓ On flights between Sep 1st and Jun 15th
- ✓ Up to 8 flights during this period
- ✓ The offer applies to tickets booked at least 28 days in advance

More details can be found in our [FAQ article](#)  
We advise you to familiarize yourself with it before you make a booking

**Add membership**  
This information will be validated by ESN

First name

Last name

Date of birth

ESNcard Number

Home University

[Remove](#)

**esn**  
INTERNATIONAL EXCHANGE  
ERASMUS STUDENT NETWORK